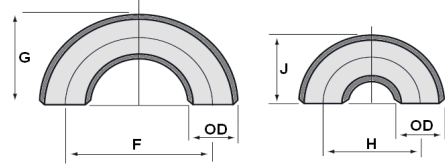
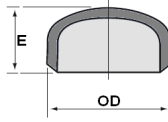
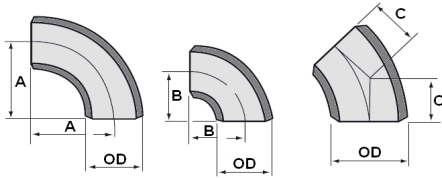




MATTHEW DAVIS Australia Pty. Ltd.

ACN 142 493 669 ABN 59 142 493 669
 P.O. Box 536, Braeside, Victoria, 3195
 102-104 Malcolm Road, Braeside, Victoria, 3195
 Telephone: (03) 9580 0066 Facsimile: (03) 9587 2829

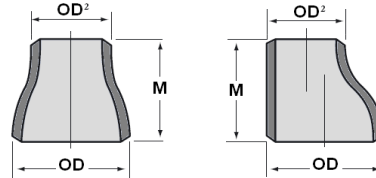
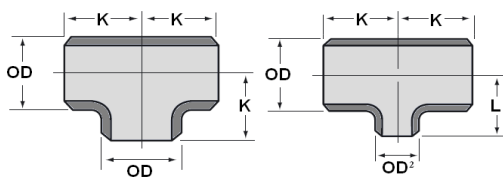
Data Sheet for Buttweld Fittings



Nominal Pipe Size DN	Outside Diameter at Bevel OD	Long Radius Elbow		Short Radius Elbow
		90 Deg A	45 Deg C	90 Deg B
15	21.3	38.1	15.7	-
20	26.7	28.4	11.2	-
25	33.5	38.1	22.4	25.4
32	42.2	47.8	25.4	31.8
40	48.3	57.2	28.4	38.1
50	60.5	76.2	35.1	50.8
65	73.2	95.2	44.4	63.5
80	88.9	114.3	50.8	76.2
100	114.3	152.4	63.5	101.6
125	141.2	190.5	79.2	127
150	168.1	228.6	95.2	152.4
200	218.9	304.8	127	203.2
250	273	381	158.8	254
300	323.8	457.2	190.5	304.8
350	355.6	533.4	222.2	355.6
400	406.4	609.6	254	406.4
450	457.2	685.8	285.8	457.2
500	508	762	317.5	508
600	609.6	914.4	381	609.6

Nominal Pipe Size DN	Caps Std.Wt. & Ex.Stg. E
15	25.4
20	25.4
25	38.1
32	38.1
40	38.1
50	38.1
65	38.1
80	50.8
100	63.5
125	76.2
150	88.9
200	102
250	127
300	152
350	165
400	178
450	203
500	229
600	267

Nominal Pipe Size mm	Outside Diameter at Bevel OD	Long Radius Bend		Short Radius Bend	
		Centre to Centre F	Back to Face G	Centre to Centre H	Back to Face J
15	21.3	76.2	47.8	-	-
20	26.7	57.2	42.9	-	-
25	33.5	76.2	55.6	50.8	41.1
32	42.2	95.2	69.8	63.5	52.3
40	48.3	114.3	82.6	76.2	62
50	60.5	152.4	106.4	101.6	81
65	73.2	190.5	131.8	127	100.1
80	88.9	228.6	158.8	152.4	120.7
100	114.3	304.8	209.6	203.2	158.8
125	141.2	381	261.9	254	196.9
150	168.1	457.2	312.7	304.8	236.5
200	218.9	609.6	414.3	406.4	312.7
250	273	762	517.7	508	390.7
300	323.8	914.4	619.3	609.6	466.9
350	355.6	1066.8	711.2	711.2	533.4
400	406.4	1219.2	812.8	812.8	609.6
450	457.2	1371.6	914.4	914.4	685.8
500	508	1524	1016	1016	762
600	609.6	1828.8	1219.2	1219.2	914.4



NOMINAL SIZE DN		TEES		CONC & ECC REDUCERS M
Large End 1	Small End 2	EQUAL K	RED L	
20	15	28.6	-	-
	20	28.6	28.6	38.1
25	25	38.1	-	-
	20	38.1	38.1	50.8
32	15	38.1	38.1	50.8
	32	47.6	-	-
32	25	47.6	47.6	50.8
	20	47.6	47.6	50.8
40	15	47.6	47.6	50.8
	40	57.2	-	-
40	32	57.2	57.2	63.5
	25	57.2	57.2	63.5
40	20	57.2	57.2	63.5
	15	57.2	57.2	63.5
50	50	63.5	-	-
	40	63.5	60.3	76.2
50	32	63.5	57.2	76.2
	25	63.5	50.8	76.2
50	20	63.5	44.5	76.2
	65	76.2	-	-
65	50	76.2	69.9	88.9
	40	76.2	66.7	88.9
65	32	76.2	63.5	88.9
	25	76.2	57.2	88.9
80	80	85.7	-	-
	65	85.7	82.6	88.9
80	50	85.7	76.2	88.9
	40	85.7	73	88.9
80	32	85.7	69.9	88.9
	25	85.7	66.9	88.9
100	100	105	102	-
	90	105	98.4	102
100	80	105	95.3	102
	65	105	88.9	102
100	50	105	85.7	102
	40	105	-	102

NOMINAL SIZE DN		TEES		CONC & ECC REDUCERS M
Large End 1	Small End 2	EQUAL K	RED L	
125	125	124	117	-
	100	124	114	127
	90	124	111	127
	80	124	108	127
	65	124	105	127
150	50	124	-	127
	150	143	137	-
	125	143	130	140
	100	143	127	140
	90	143	124	140
200	80	143	121	140
	65	143	-	140
	200	178	168	-
	150	178	162	152
	125	178	155	152
250	100	178	152	152
	80	178	-	152
	250	216	203	-
	200	216	194	178
	150	216	191	178
300	125	216	184	178
	100	216	-	178
	300	254	241	-
	250	254	229	203
	200	254	219	203
350	150	254	210	203
	100	254	-	203
	350	279	270	-
	300	279	257	330
	250	279	248	330
350	200	279	238	330
	150	279	-	330

NOMINAL SIZE DN		TEES		CONC & ECC REDUCERS M
Large End 1	Small End 2	EQUAL K	RED L	
400	400	305	-	-
	350	305	305	356
	300	305	295	356
	250	305	283	356
	200	305	273	356
450	150	305	264	356
	450	343	-	-
	400	343	330	381
	350	343	330	381
	300	343	321	381
500	250	343	308	381
	200	343	298	381
	500	381	-	-
	450	381	368	508
	400	381	356	508
600	350	381	356	508
	300	381	346	508
	250	381	333	508
	200	381	324	508
	600	432	-	-
750	500	432	432	508
	450	432	419	508
	400	432	406	508
	350	432	406	508
	300	432	397	508
900	250	432	384	508
	900	559	-	-
	600	559	533	610
	500	559	508	610
	450	559	495	610
900	400	559	483	610
	900	673	-	-
	750	673	635	610
	600	673	610	610
	500	673	584	610
900	450	673	572	610

NOTE: All dimensions are in millimetres to ASME B36.9 / 28